


The Happy Christmas Tree Album Cover ~ by Terry White

On The Tenth Day Of Havel's,
My True Love Is The Rotary Pinking Blade

Make the Back Label and the Spine Label


1. Apply fusible web to fabric before cutting. This will keep the back label and spine label from fraying.



2. When using this blade, be sure to hold it upright so that both sides of the blade cut through.


The Happy Christmas Tree Album Cover ~ by Terry White

**On The Tenth Day Of Havel's,
My True Love Is The Rotary Pinking Blade**



I used an archival permanent drawing pen to write on the labels.

Then, positioned and fused them in place.



***Next: On The Eleventh Day Of Havel's,
My True Love Is The Snip-A-Stitch***